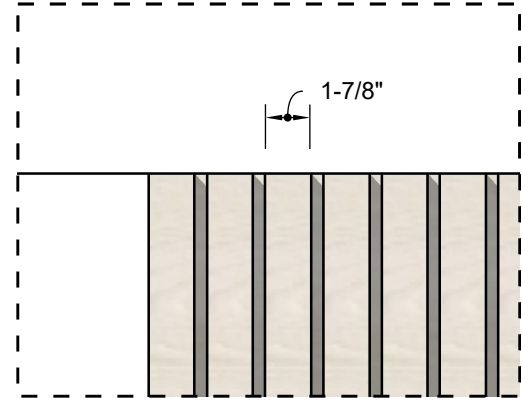
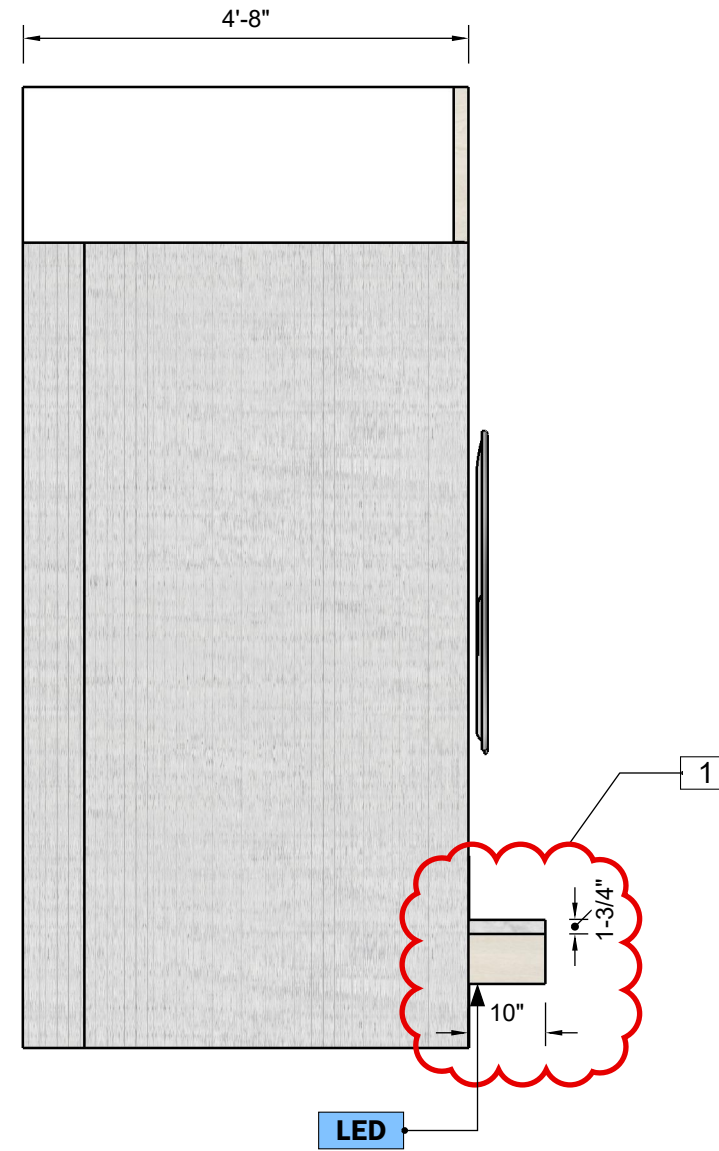


This is Revision No 5.
 The corners will not be rounded, but at right angles.
 The distance between the floating furniture and the walls is the equivalent of two louvers.
 The 11 inches left on the right of the wall correspond to the space occupied by the curtains. They do not intervene in the design and construction of this furniture.

1-3/4" THICK MARBLE SLAB

This plan presents preliminary proposals for materials, measurements, and design. Please note that these proposals are subject to possible changes.
Materials: Proposed materials are subject to evaluation and final selection.
Measurements: Indicated measurements are approximate and **may be adjusted** during the design and construction process.
Design: The presented design is an initial proposal and may undergo modifications.
Approvals and revisions: Any changes to materials, measurements, or design require appropriate approval.

This plan does not represent the final version of the project, and adjustments will be made to ensure quality and goal fulfillment.



STARTED: 01/15/2024
 COMPLETED: 01/25/2024

REVISIONS		
1	Change of Finish	01/15/2024
2	Curved Corner	01/17/2024
3	Marble thick	01/17/2024
4	Resize Based on measurements taken in field	01/18/2024
5	Corners stop being rounded and become right angled.	01/25/2024

PROGRESS DRAWING FOR APPROVAL



CONTACT DESIGN TEAM

REVISED VERSION

5

3401 CONTINUUM SOUTH
 0000 Ft., 33000

ISSUE: 01/15/2024
 RE - ISSUE: 01/25/2024
 OWNER: E. MARTINEZ
 DESIGN BY: J. Alonso
 DRAWN BY: A. Quintero
 PAGE NAME: PLANS

DESIGN CONCEPT

ALL MEASUREMENTS MUST BE VERIFIED IN FIELD

DISCARD ALL DRAWINGS THAT WERE MADE ON THIS ITEM PRIOR TO THE DATE BELOW:

01/25/2024

This drawing is not intended to be used for contract pricing or fabrication purposes.
 All content is subject to change

D - 01


ENTERTAINMENT CENTER


NOTE

Drawings may not be scaled.

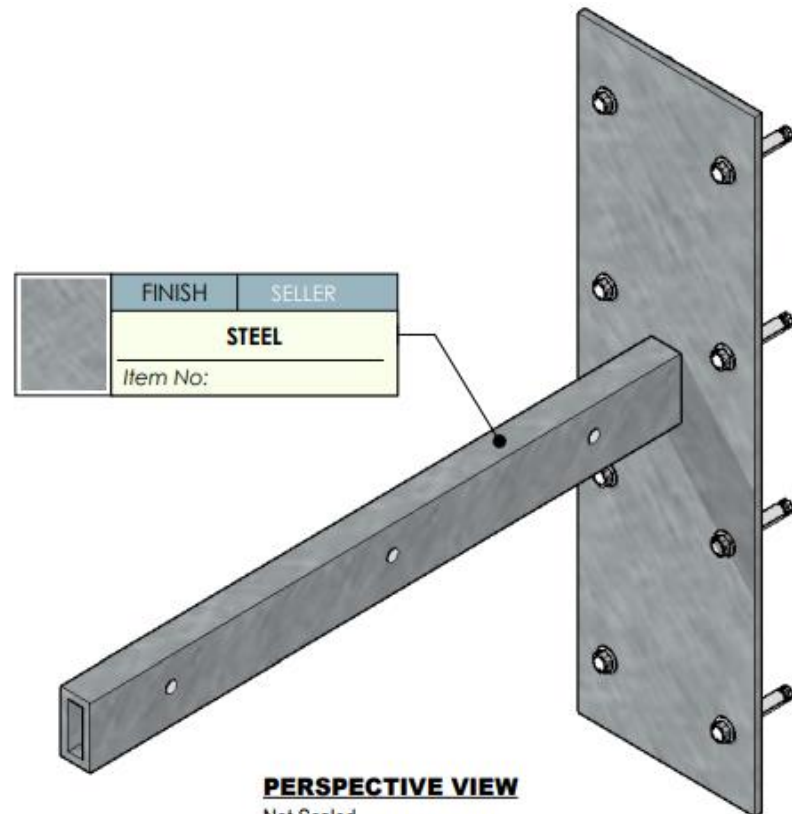
The numerical dimensions represent correct measurements. (If not indicated, the precision of the dimensions by default is to 1")

All design ideas, drawings and plans represented here are owned by the property of WESTHAVEN CONSTRUCTION SERVICES, INC. All rights reserved. Above suggested electrical and plumbing locations, must be verified in field.

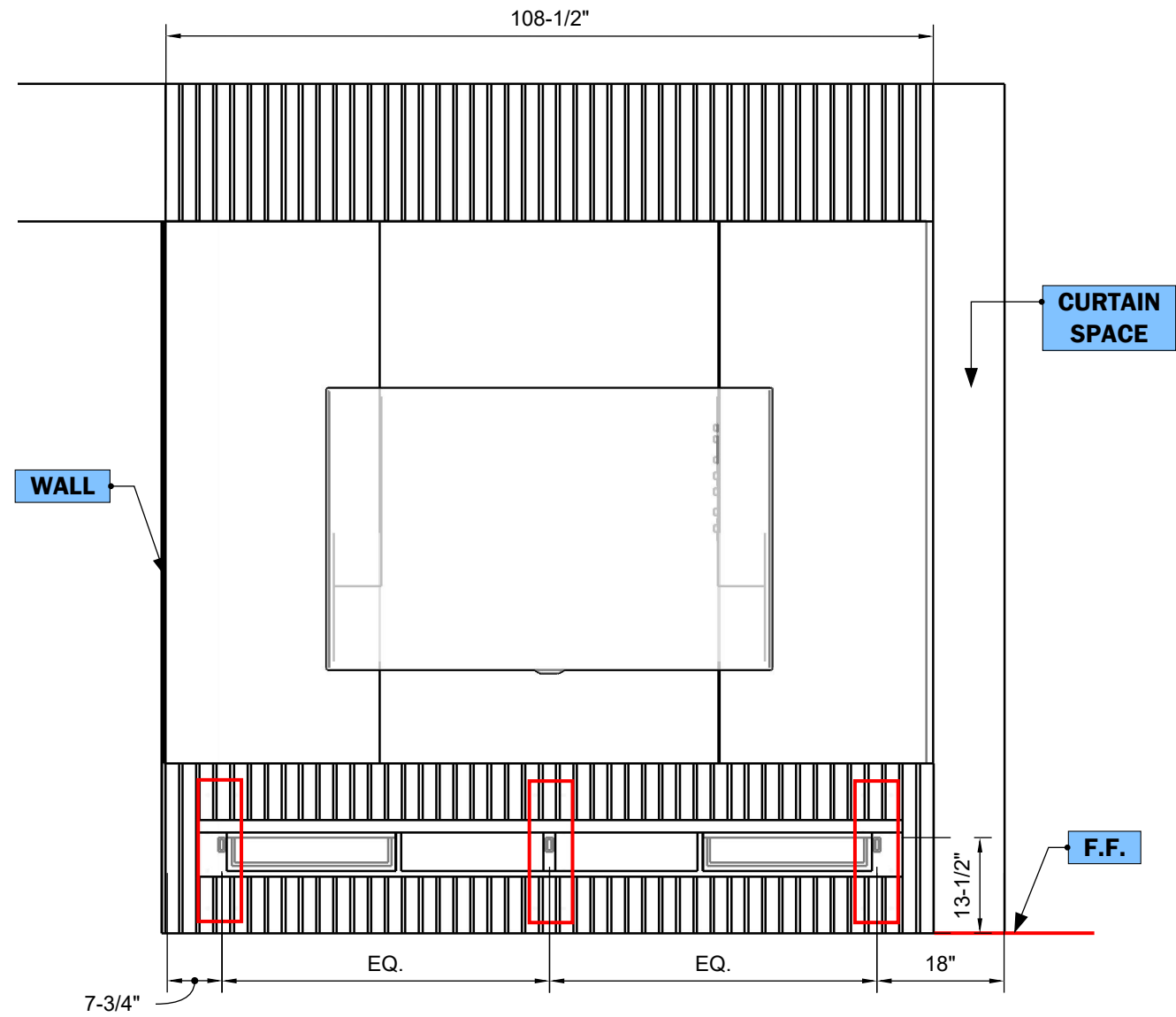
FINISH SCHEDULE E. CENTER			Location: LIVING ROOM		
DESCRIPTION	SPECIFICATION	SIZE	ITEM No	SUPPLIER	IMAGE
MILLWORK			0		
STONE	Jolie Linclon	109" X 48"	0	IBERIA TILES	
GLASS	---		---	---	
METAL	---		---	---	



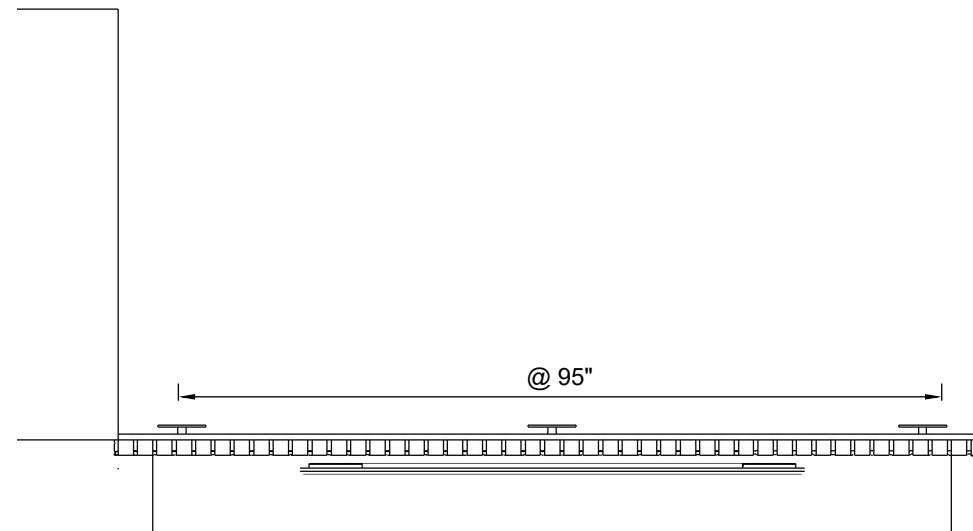
BRACKET SPECS



PERSPECTIVE VIEW
Not Scaled



BRACKETS LOCATION



PROGRESS DRAWING
FOR APPROVAL



CONTACT DESIGN TEAM

3401 CONTINUUM SOUTH
0000 Fl., 33000

DESIGN BY: J. Alonso
OWNER: E. MARTINEZ
DRAWN BY: A. Quintero
PAGE NAME: FINISHES & BRACKETS

ISSUE: 01/ 15/ 2024
RE - ISSUE: 01/25/2024

DESIGN CONCEPT

**ALL MEASUREMENTS
MUST BE
VERIFIED IN FIELD**

DISCARD ALL DRAWINGS THAT
WERE MADE ON THIS ITEM PRIOR
TO THE DATE BELOW:

01/25/2024

This drawing is not intended to be used
for contract pricing or fabrication
purposes.
All content is subject to change

D - 02

ENTERTAINMENT
CENTER