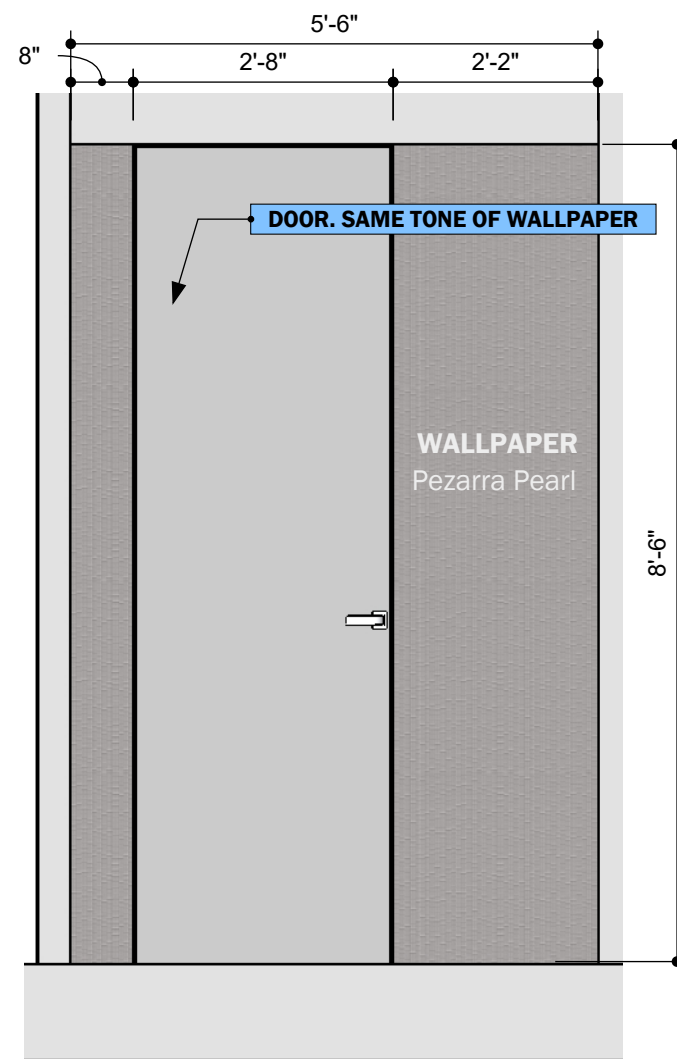





VIEW (1)
Scale 1:24



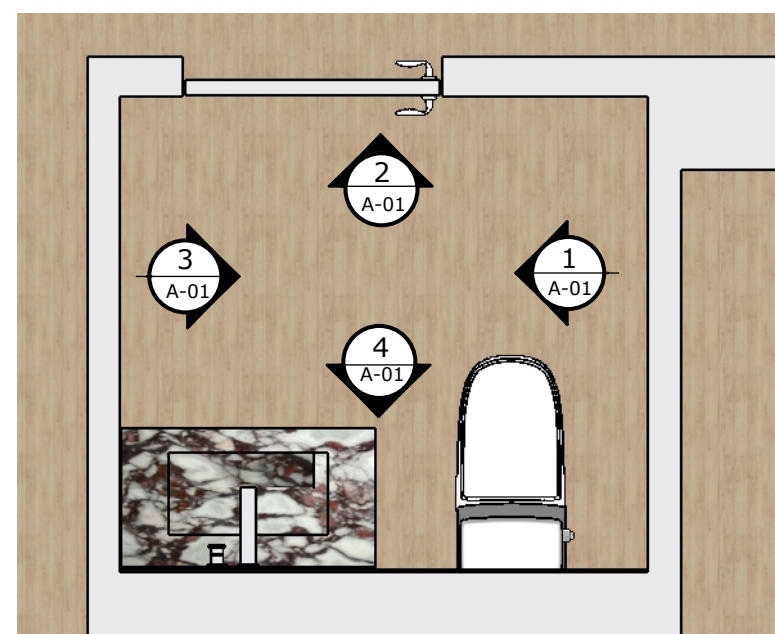
VIEW (2)
Scale 1:24



VIEW (3)
Scale 1:24



VIEW (4)
Scale 1:24



TOP VIEW
Scale 1:24

PROGRESS DRAWING

ALL MEASUREMENTS MUST BE VERIFIED IN FIELD

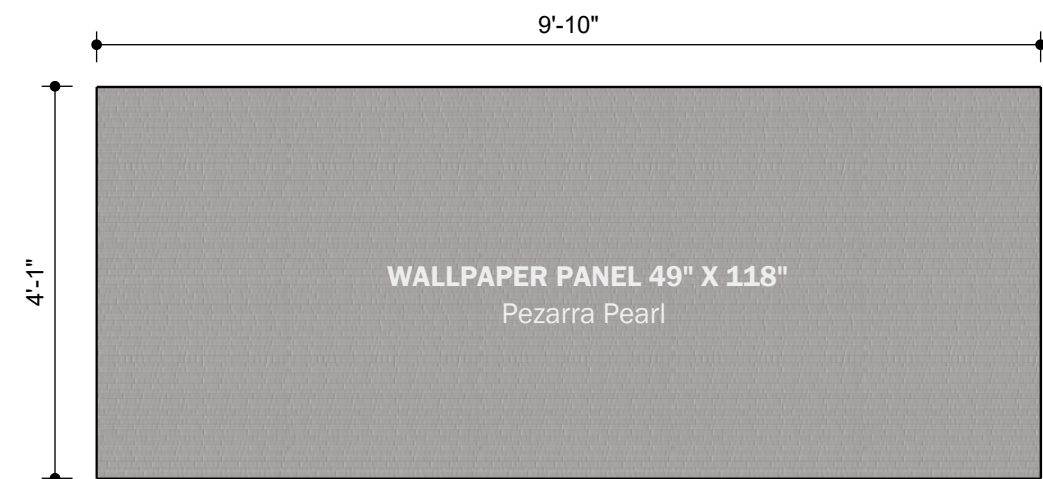
This drawing is not intended to be used for contract pricing or fabrication purposes. All content is subject to change

DISCARD ALL DRAWINGS THAT WERE MADE ON THIS ITEM PRIOR TO THE DATE BELOW:

11/30/2021

NOTES

Drawings may not be scaled. The numerical dimensions represent correct measurements. All dimensions are given from finished floor and finished wall unless otherwise noted. All design ideas, drawings and plans represented here are owned by the property of **WESTHAVEN CONSTRUCTION SERVICES**. All rights reserved. Above suggested electrical and plumbing locations, must be verified in field.



WALLPAPER SIZES
Scale 1:24



WESTHAVEN
CONSTRUCTION SERVICES, INC.

CLIENT
CLIENT NAME
0000
FL, 33000

ISSUE
11/29/2021
RE - ISSUE
MM,DD,YY

DESIGN BY
Joel A.
DRAWN BY
Abel Q.

DESCRIPTION
POWDER ROOM
WALLPAPER
PAGE NAME
ELEVATIONS

PROJECT No
2803
PROJECT NAME
CONTINUUM NORTH