

3507 CONTINUUM SOUTH

FOYER PANELS



APPROVED ✓
BY JOHN NELSON
OWNER 02/6/2023

This drawing is not intended to be used for contract pricing or fabrication purposes. All content is subject to change.

DISCARD ALL DRAWINGS THAT WERE MADE ON THIS ITEM PRIOR TO THE DATE BELOW:

02/6/2023

NOTES

Drawings may not be scaled. The numerical dimensions represent correct measurements. All dimensions are given from finished floor and finished wall unless otherwise noted.

All design ideas, drawings and plans represented here are owned by the property of **WESTHAVEN CONSTRUCTION SERVICES.**

All rights reserved. Above suggested electrical and plumbing locations, must be verified in field.

ALL MEASUREMENTS MUST BE VERIFIED IN FIELD



DESIGN CONCEPT

This presentation is not intended to be used for contract pricing or fabrication purposes. All content is subject to change.

DISCARD ALL PRESENTATIONS THAT WERE MADE ON THIS ITEM PRIOR TO THE DATE BELOW:

02/6/2023

NOTES

The drawings included in presentations may not be scaled. The numerical dimensions represent correct measurements. All dimensions are given from finished floor and finished wall unless otherwise noted. All design ideas, drawings and plans represented here are owned by the property of **WESTHAVEN CONSTRUCTION SERVICES.**

Above suggested electrical and plumbing locations, must be verified in field.

PROJECT

**3507
CONTINUUM SOUTH**

PAGE NAME

COVER PAGE

DESIGN BY

J. ALONSO

DRAWING BY

A. QUINTERO

CREATED

12/ 26/ 2022

MODIFIED

02/6/2023

CLIENT

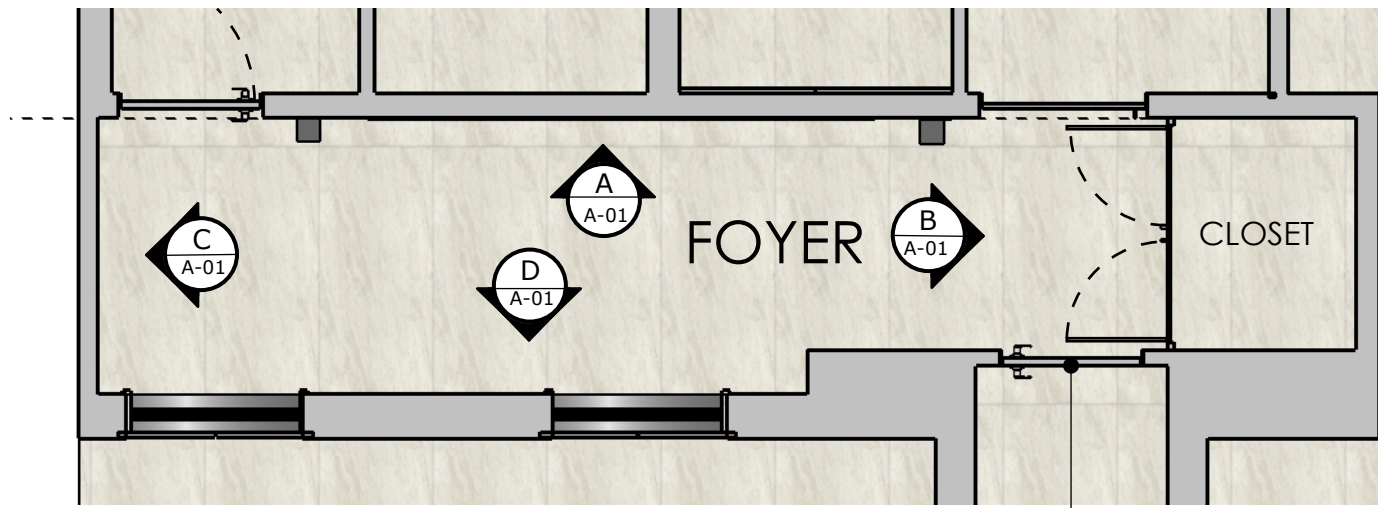
JOHN NELSON

ADDRESS

**0000
FI, 33000**

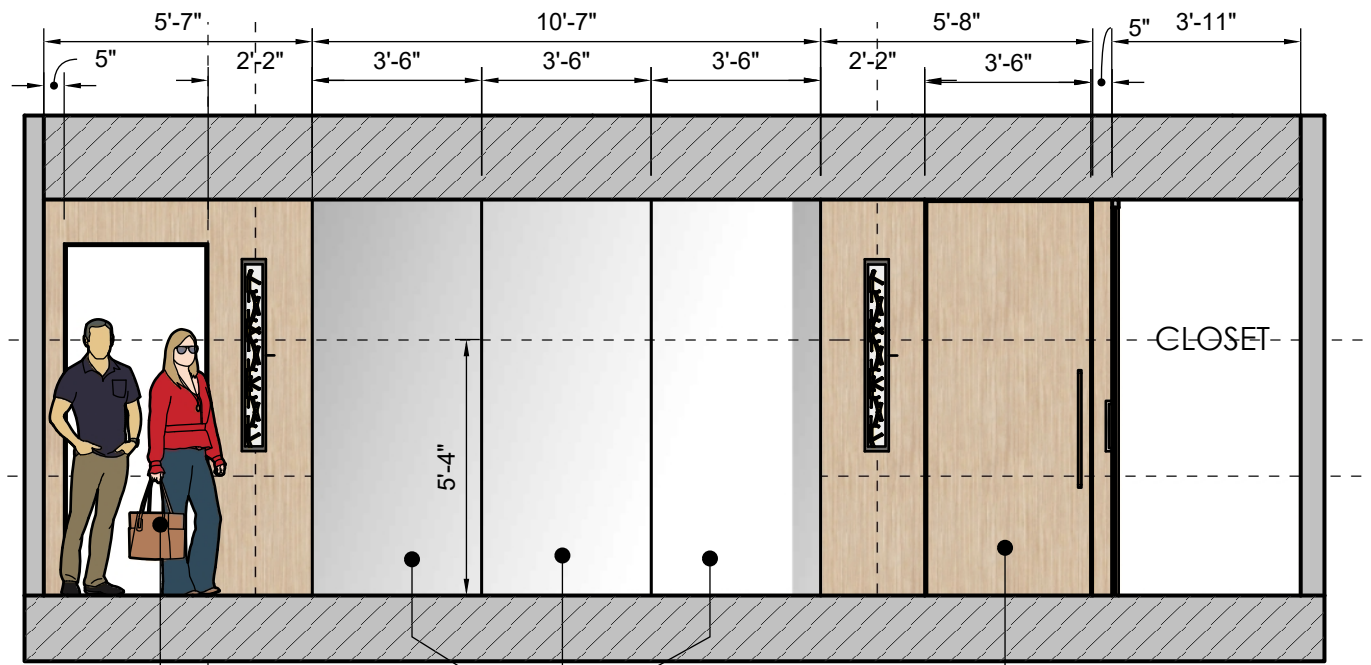


8254 NW SOUTH RIVER DRIVE, MEDLEY, FL 33166



TOP VIEW
Scale 1:48

SERVICE DOOR



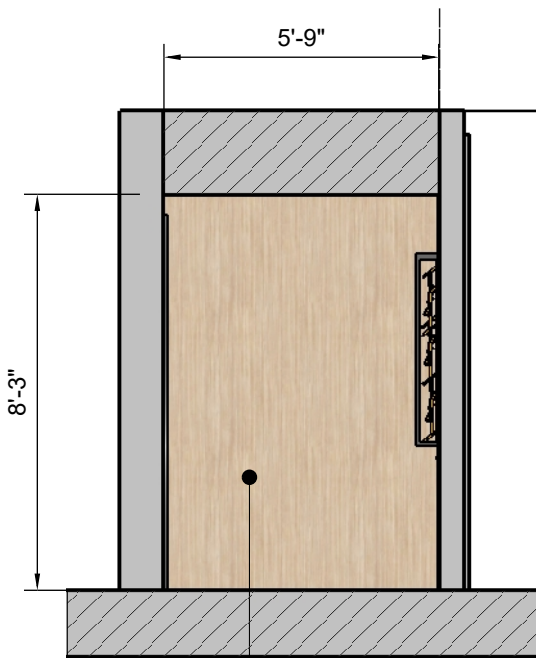
VIEW A
Scale 1:00

BRONZE MIRRORS

LAUNDRY DOOR

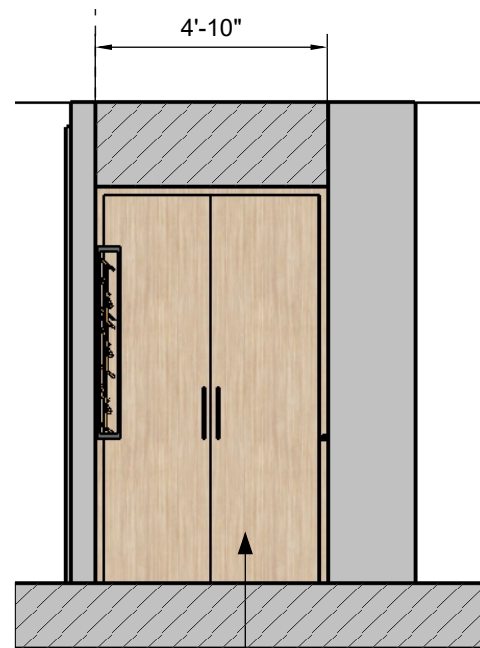
MAIN DOOR

CLOSET



VIEW C
Scale 1:48

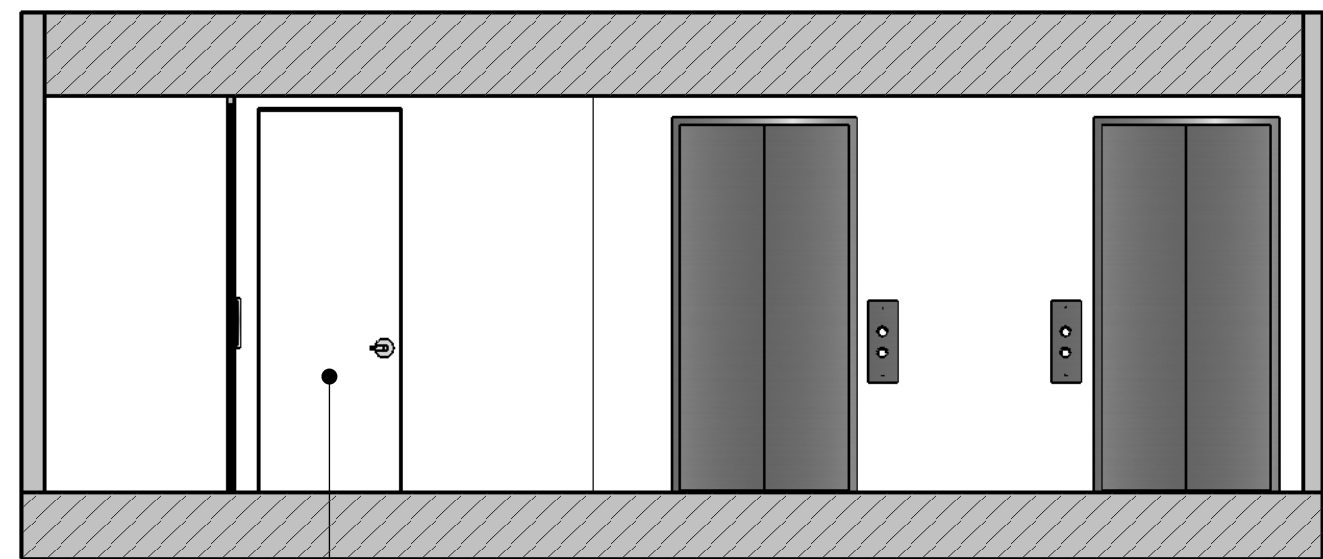
	FINISH	EGGER
	VERONA CHERRY	
Item No: H1615 ST9		



VIEW B
Scale 1:48

CLOSET DOORS

SWING DOORS



VIEW D
Scale 1:48

SERVICE DOOR



This drawing is not intended to be used for contract pricing or fabrication purposes. All content is subject to change.

DISCARD ALL DRAWINGS THAT WERE MADE ON THIS ITEM PRIOR TO THE DATE BELOW:
02/16/2023

NOTES

Drawings may not be scaled. The numerical dimensions represent correct measurements. All dimensions are given from finished floor and finished wall unless otherwise noted.

All design ideas, drawings and plans represented here are owned by the property or
WESTHAVEN CONSTRUCTION SERVICES.

All rights reserved. Above suggested electrical and plumbing locations, must be verified in field.

ALL MEASUREMENTS MUST BE VERIFIED IN FIELD



WESTHAVEN
CONSTRUCTION SERVICES, INC.

CLIENT
JOHN NELSON
0000
FL, 33000

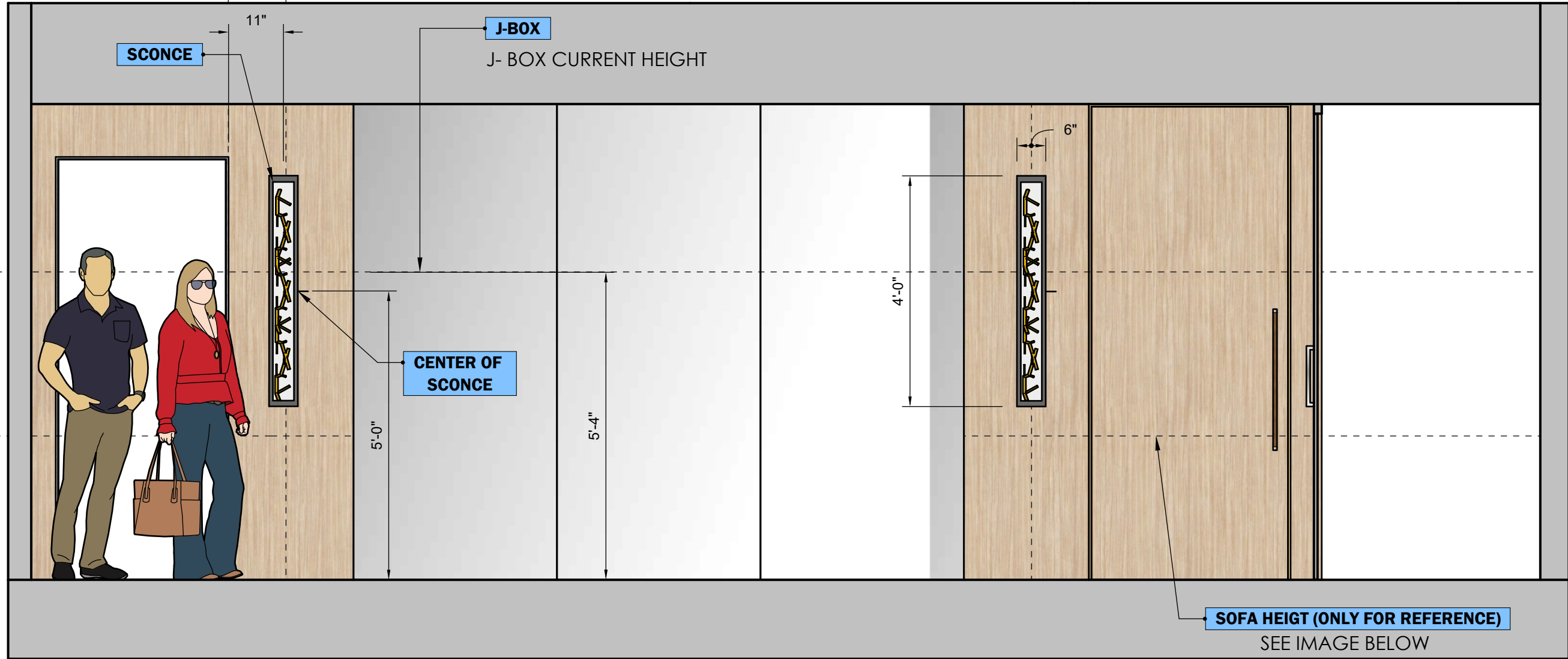
ISSUE
12/26/2022
RE - ISSUE
MM, DD, YY

DESIGN BY
Joel A.
DRAWN BY
Abel Q.

DESCRIPTION
FOYER PANELS
PAGE NAME
ELEVATIONS

PROJECT No
3507
PROJECT NAME
CONTINUUM SOUTH

A-01



**THE J-BOXES ARE PLACED AT A HEIGHT OF 64 INCHES FROM THE GROUND.
 THE ELECTRICITY INPUT OF EACH SCONCE IS RIGHT IN THE CENTER OF THE PIECE. IF WE MAKE THEM MATCH THE J-BOX, THEY MAY BE VERY HIGH, SO WE PROPOSE TO FIND OUT IF THEY CAN BE PLACED 4 INCHES LOWER WITHOUT NEEDING TO LOWER THE J-BOXES, IF NOT, THE J-BOXES SHOULD BE MOVED 4" DOWN.**

APPROVED
 BY JOHN NELSON
 OWNER 02/6/2023

This drawing is not intended to be used for contract pricing or fabrication purposes. All content is subject to change.

DISCARD ALL DRAWINGS THAT WERE MADE ON THIS ITEM PRIOR TO THE DATE BELOW:
02/6/2023

NOTES
 Drawings may not be scaled. The numerical dimensions represent correct measurements. All dimensions are given from finished floor and finished wall unless otherwise noted.
 All design ideas, drawings and plans represented here are owned by the property of
WESTHAVEN CONSTRUCTION SERVICES.
 All rights reserved.
 Above suggested electrical and plumbing locations, must be verified in field.

ALL MEASUREMENTS MUST BE VERIFIED IN FIELD



EUROfase INC.
 TEL 905.695.2055 toll free 1.800.660.5391
 FAX 905.695.2056 toll free 1.800.660.5390
 33 West Beaver Creek Road Richmond Hill, Ontario Canada L4B 1L8

AERIE, 6LT LED WALL SCONCE

PRODUCT DETAILS

No.	38638-015
Product Color	BRONZE/GOLD
Product Material	METAL
Shade / Accent Material	-
Width	6"
Height	48"
Ext	6.25"

LIGHT SOURCE DETAILS

Light Source Type	INTEGRATED LED
Input Voltage	120V
Bulb Voltage	120V
Socket Type	LED
Total Wattage	36W
Total Lumen	2850lm
Kelvin	3000K
CRI	90+
Dimmable	Yes

TECHNICAL DETAILS

Canopy / Backplate Length	48"
Canopy / Backplate Height	0.75"
Canopy / Backplate Width	6.25"
Location	DRY
Approval	
Title 24	Yes

Options Available

ITEM NO.	FINISH	SHADE
38638-015	BRONZE/GOLD	
38638-022	BLACK/SILVER	



IMAGE FOR REFERENCE



WESTHAVEN
 CONSTRUCTION SERVICES, INC.

CLIENT
 JOHN NELSON
 0000
 FL, 33000

ISSUE
 12/26/2022
RE - ISSUE
 MM,DD,YY

DESIGN BY
 Joel A.
DRAWN BY
 Abel Q.

DESCRIPTION
PAGE NAME

PROJECT No
 3507
PROJECT NAME
 CONTINUUM SOUTH