


*Continuum Lighting*



Bath 2



Island Lighting



Entry  
Hall



Primary Closet



Primary Bedroom



Dining Room  
Double Pendants



Bath 3



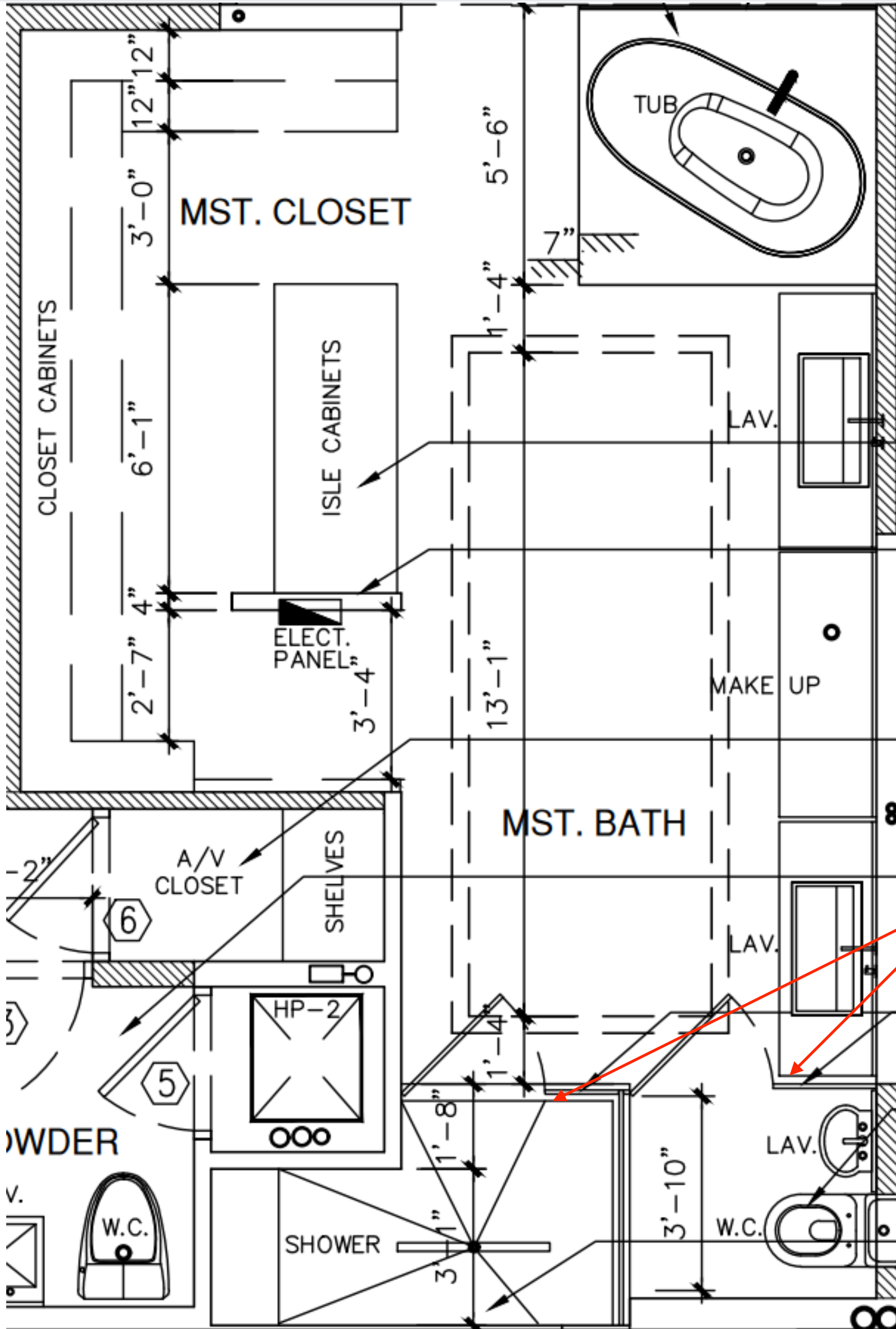
Bedroom 2



Primary Bath



# Continuum Primary Bath



Slab porcelain washstand,  
Verdigris brass legs  
Mirrored wall with brass frame



Chevron Wood flooring with  
border detail in all but shower  
and elevated bath area



Glass wall with smart glass  
technology to turn to frosted

Brass Transom  
across Full wall of  
the Shower and  
WC - Clear glass  
door into the  
shower and frosted  
glass door to WC  
Room



Porcelain Slab Material in below applications:  
- Step-up area to tub  
- Shower Walls  
- Shower floor



*Continuum Primary Bath*




Graceful Freestanding Tub  
This one is the Hanley Bath from Water Monopoly  
but open to similar options



Chevron Wood flooring with  
border detail in all but shower  
and elevated bath area



Porcelain Slab with light ground and large scale  
veining: This one is Daltile Calacatta CMo4



Old school brass fixtures  
(Waterworks Henry)



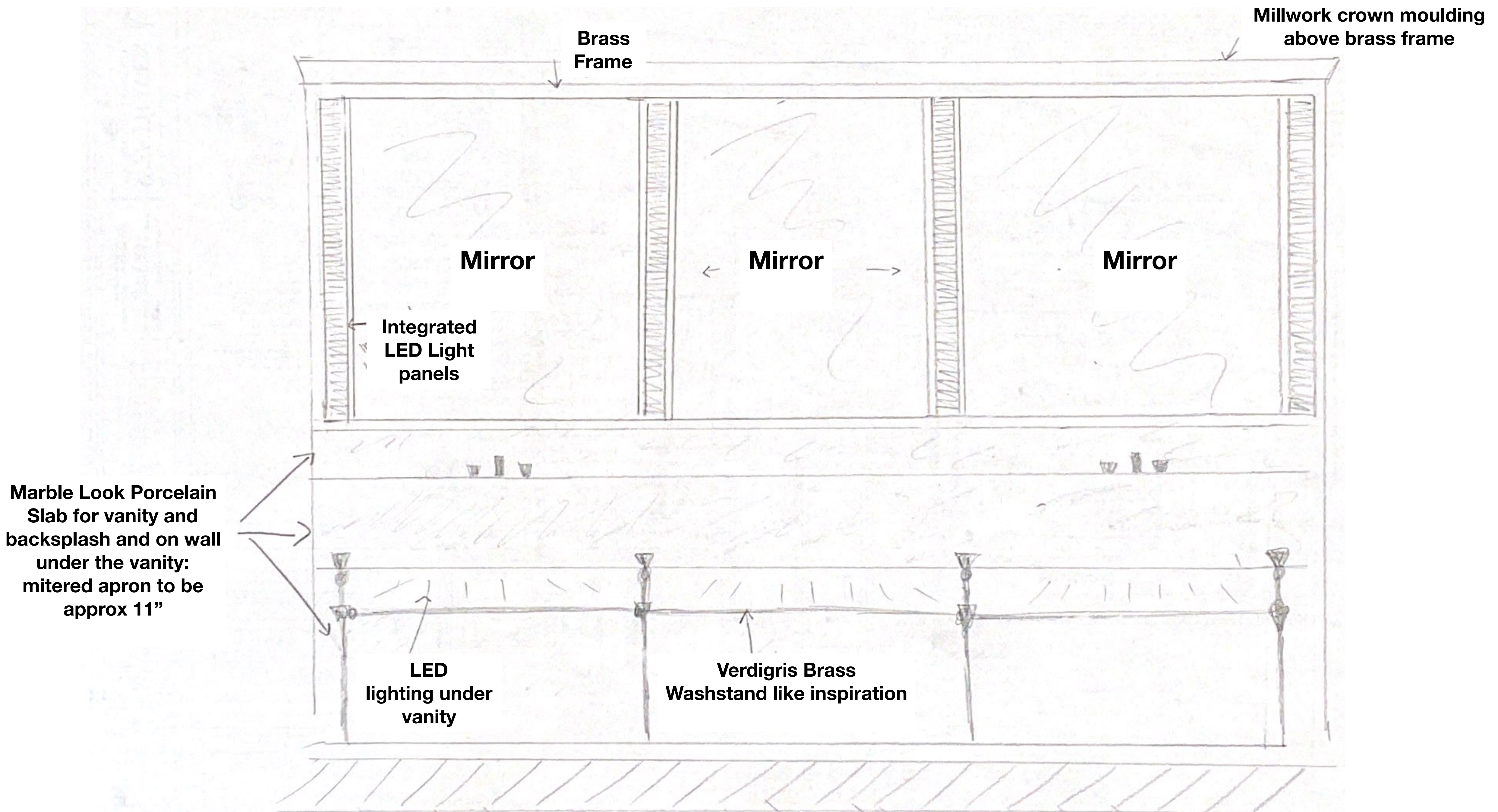
Verdigris Brass Washstand



Old school brass fixtures  
(Waterworks Henry)


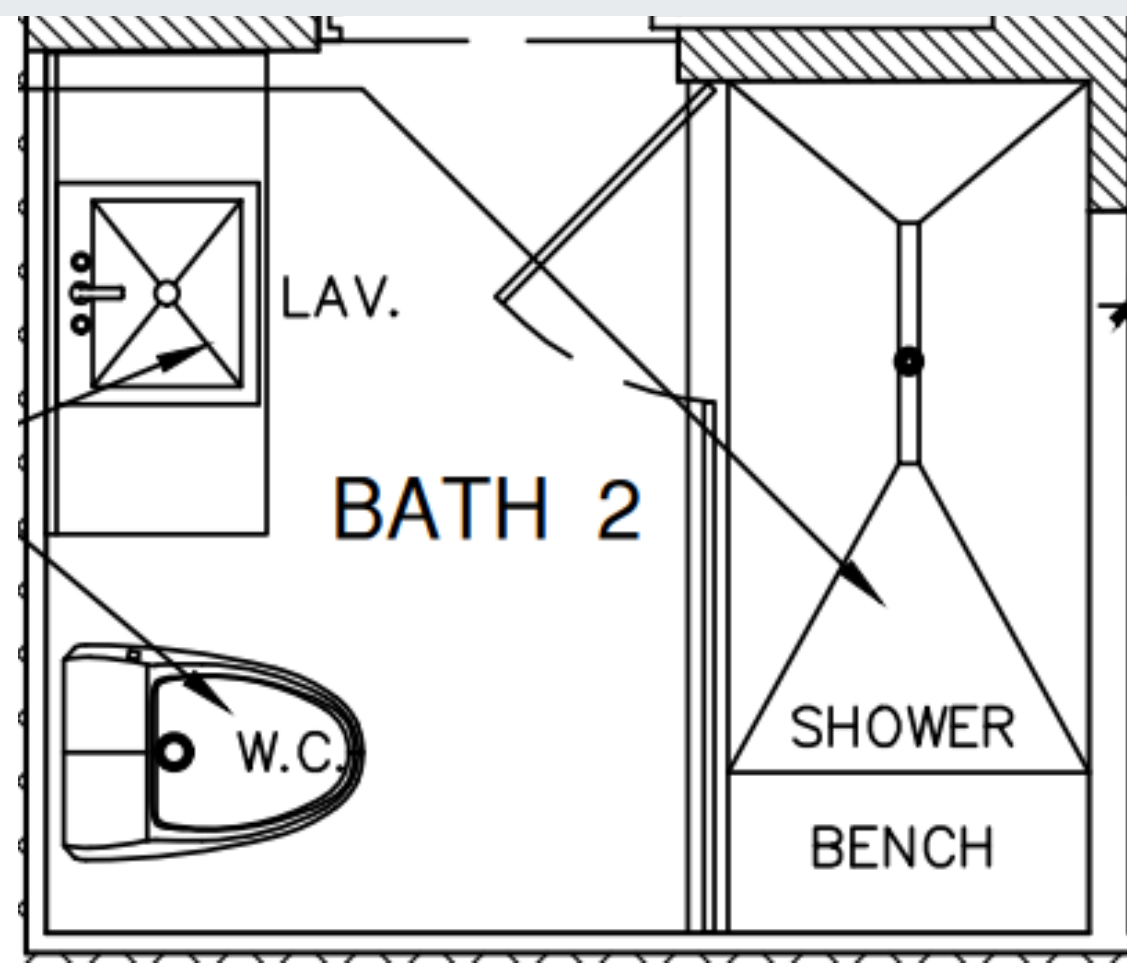


*Continuum Primary Bath*





*Continuum Bath 2*



Pendants on either side of vanity

44" Height Porcelain Slab  
"Wainscoting" flush with drywall -  
Slab used for Shower Walls



Daltile Gypsum Calcatta



Channeled Floating Vanity with the  
Slab porcelain countertop and  
integrated sink

Esplanade Black Beauty Marble Tile,



Rohl Lombardia fixtures in  
Polished Nickel










Continuum Bathroom 4



Light Wood Floating Vanity with Integrated sink and mitered slab countertop



Single Pendant Light



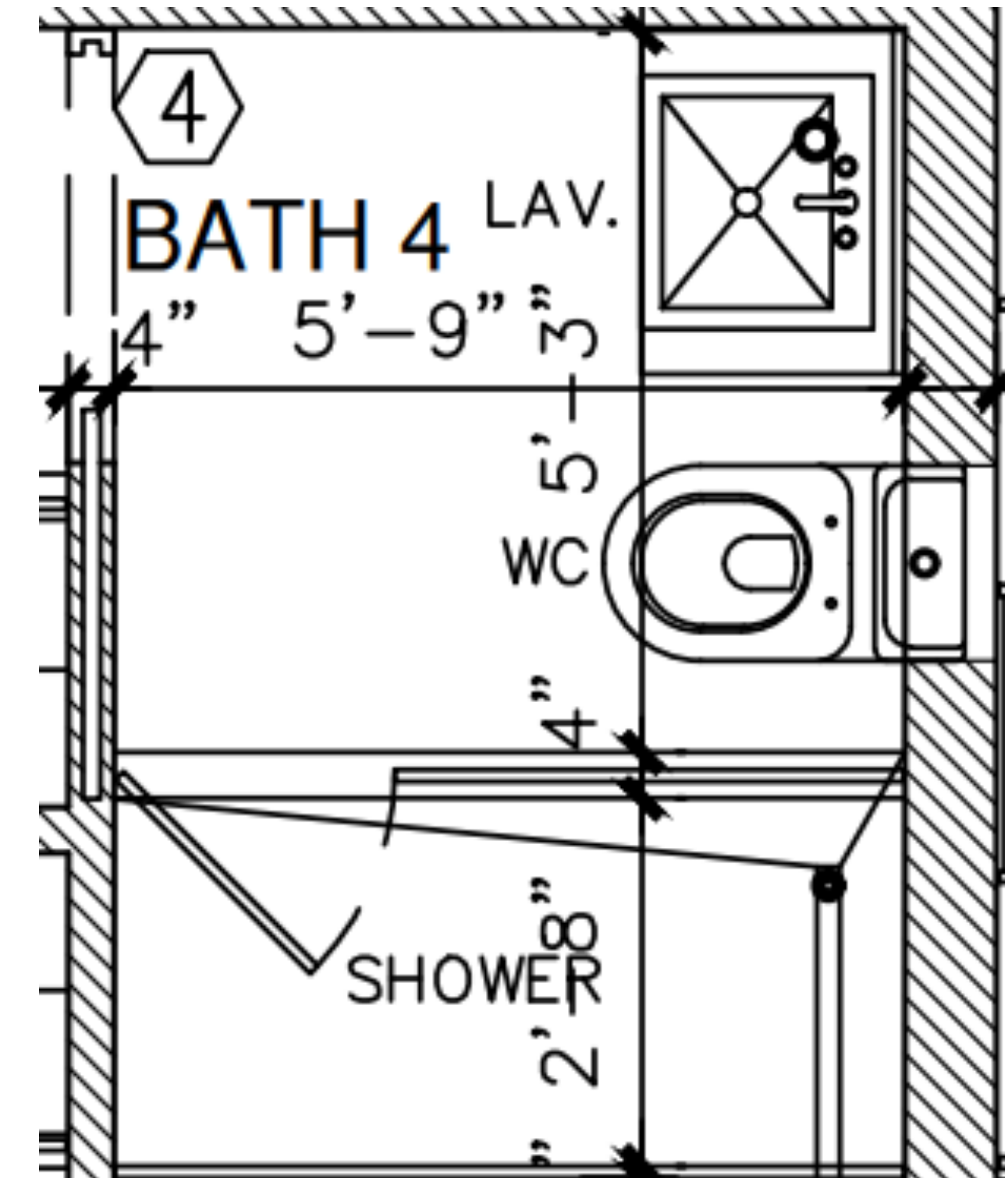
Cream Veining Polished Slab Walls, Shower and Shower Pan



Bathroom Flooring:  
Large Format Cream  
Limestone 24 x 24



Polished Nickel Fixtures  
Perrin & Rowe "Holborn"











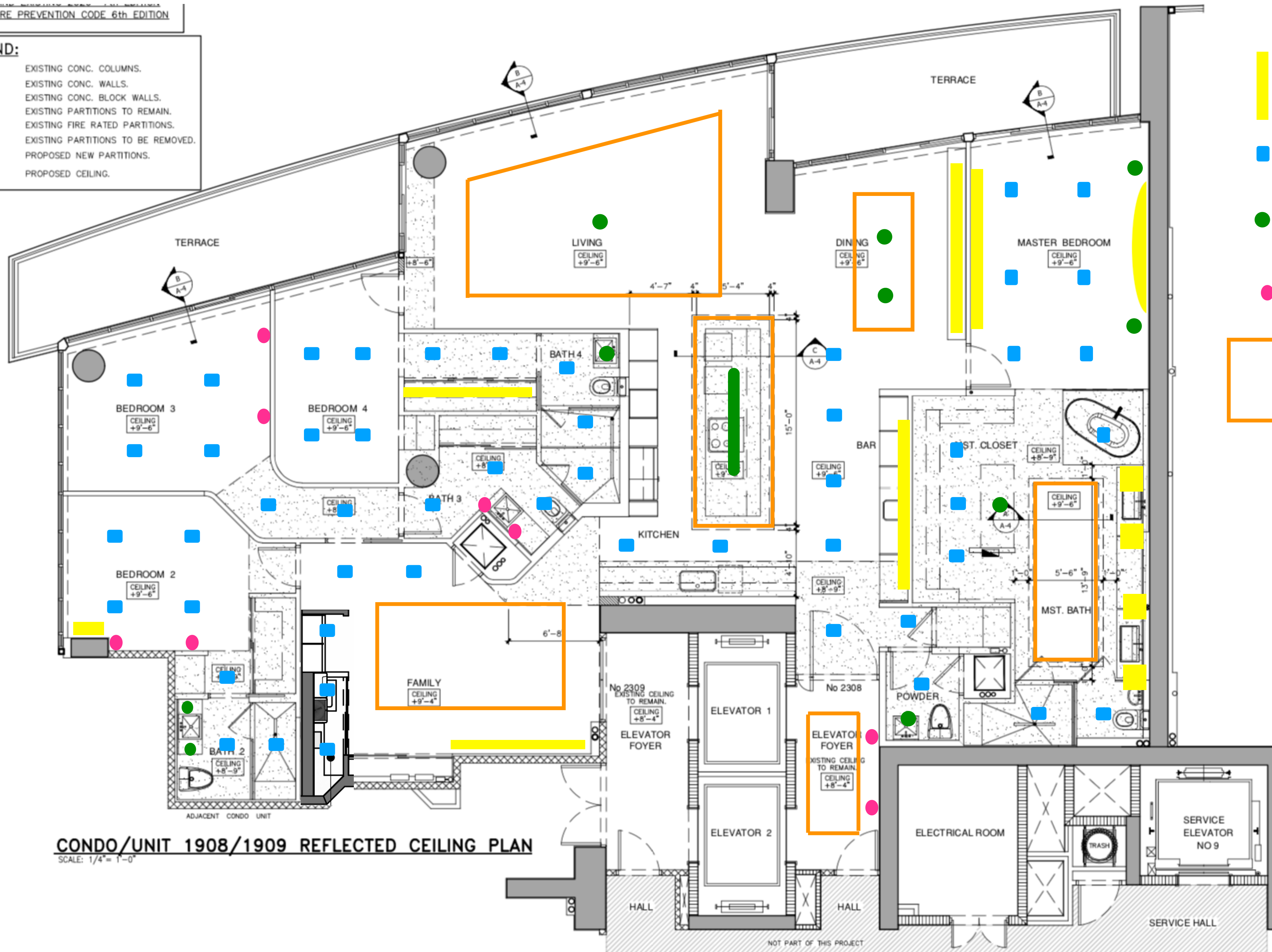






# Continuum Lighting

FLORIDA FIRE PREVENTION CODE 6th EDITION

## LEGEND:

-  EXISTING CONC. COLUMNS.
-  EXISTING CONC. WALLS.
-  EXISTING CONC. BLOCK WALLS.
-  EXISTING PARTITIONS TO REMAIN.
-  EXISTING FIRE RATED PARTITIONS.
-  EXISTING PARTITIONS TO BE REMOVED.
-  PROPOSED NEW PARTITIONS.
-  PROPOSED CEILING.



-  Wall LED Lighting
-  Recess Lighting
-  Ceiling Fixture
-  Wall Fixture
-  Ceiling LED Lighting

**CONDO/UNIT 1908/1909 REFLECTED CEILING PLAN**

SCALE: 1/4" = 1'-0"

NOT PART OF THIS PROJECT



