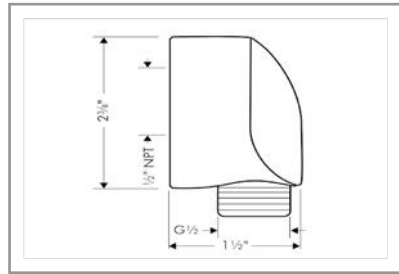


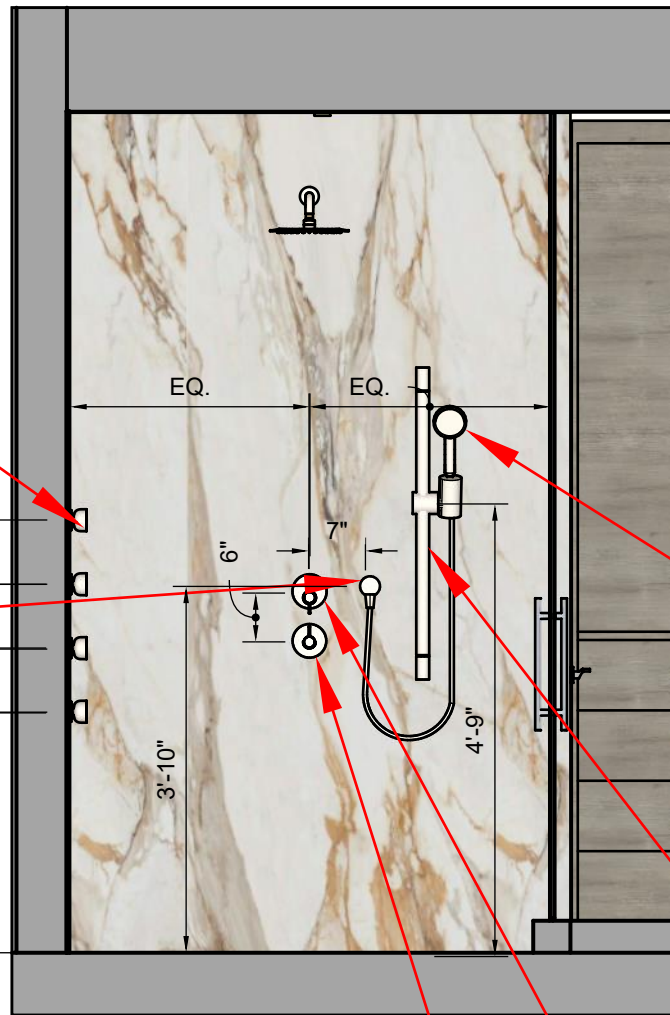
Bodyspray

Round Body Spray
with Round Flange (Easy Clean Jets)
18.10.123



Wall Outlet with Check Valves

27458003



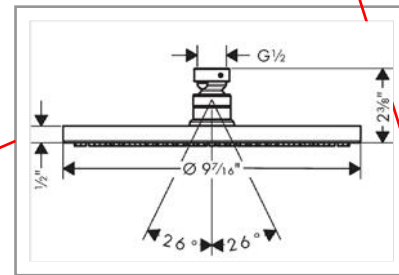
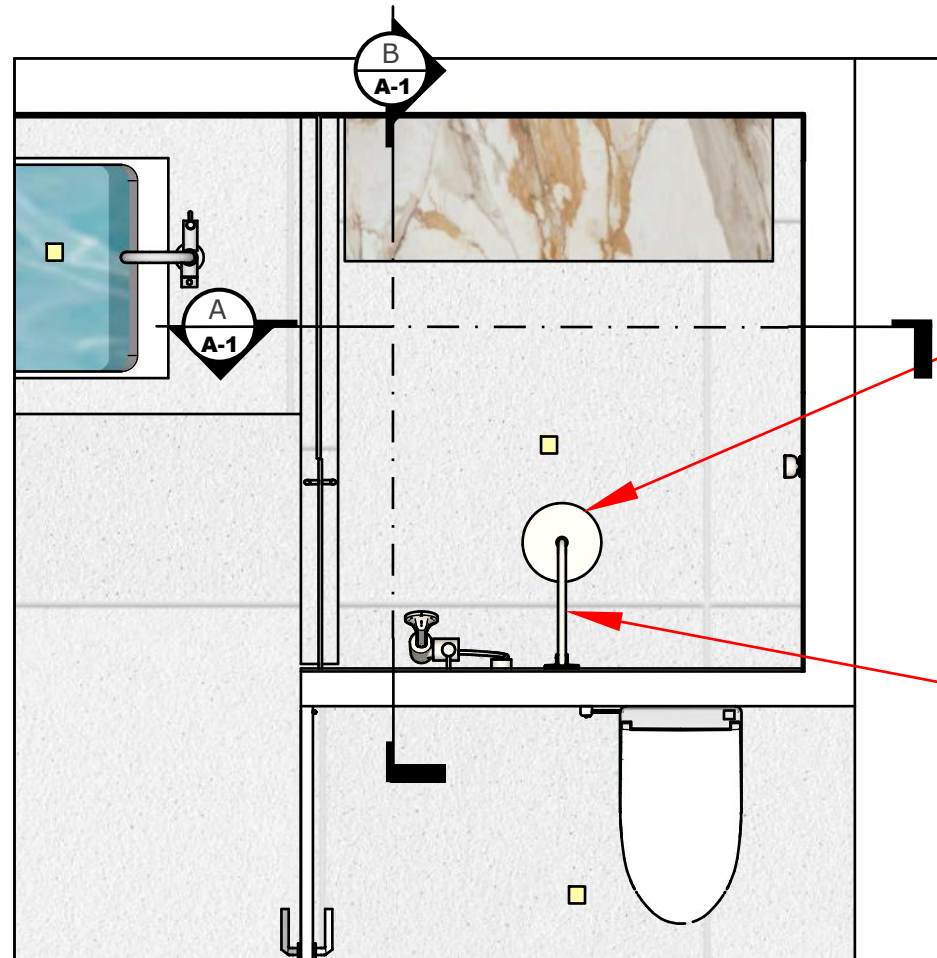
SECTION A

Scale 1:24



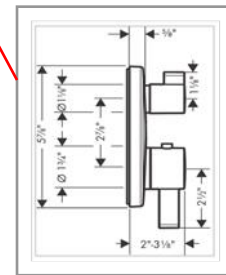
SECTION B

Scale 1:24



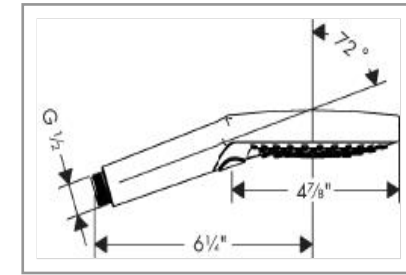
Showerhead 240

Part no. : 27624001



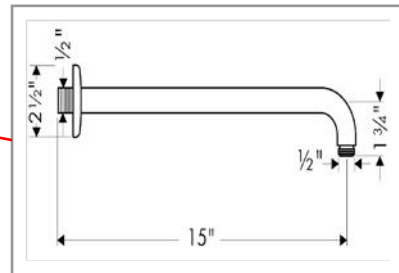
Thermostatic Trim with Volume Control and Diverter

Part no. : 15758141



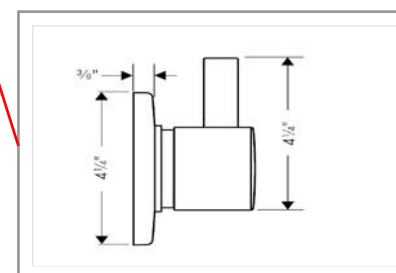
Handshower 120

Part no. : 26037001




Showerarm Raindance 15"

Part no. : 27413001



Diverter Trim S Trio/Quattro

Part no. : 04232140



Unica Wallbar S, 36"

Part no. : 28631000



NOTE

Drawings may not be scaled.

The numerical dimensions represent correct measurements. (If not indicated, the precision of the dimensions by default is to 1")

All design ideas, drawings and plans represented here are owned by the property of WESTHAVEN CONSTRUCTION SERVICES, INC. All rights reserved. Above suggested electrical and plumbing locations, must be verified in field.



8254 South River Dr
Medley, FL 33166
Ph. 305 556 1416
www.westhavencon.com



By **E. MARTINEZ**

DESIGNER

10/6/2023

This drawing has been approved to be used for design, appraisal and estimation purposes.

3401 CONTINUUM NORTH

0000 FL, 33000

ISSUE: 10/4/2023
RE - ISSUE: 10/6/2023
OWNER: E. MARTINEZ
DESIGN BY: J. Alonso
DRAWN BY: A. Quintero
PAGE NAME: ELEVATIONS & ITEMS

DESIGN CONCEPT

ALL MEASUREMENTS MUST BE VERIFIED IN FIELD

DISCARD ALL DRAWINGS THAT WERE MADE ON THIS ITEM PRIOR TO THE DATE BELOW:

10/6/2023

This drawing is not intended to be used for contract pricing or fabrication purposes. All content is subject to change

A - 01

SHOWER PLUMBING ITEMS